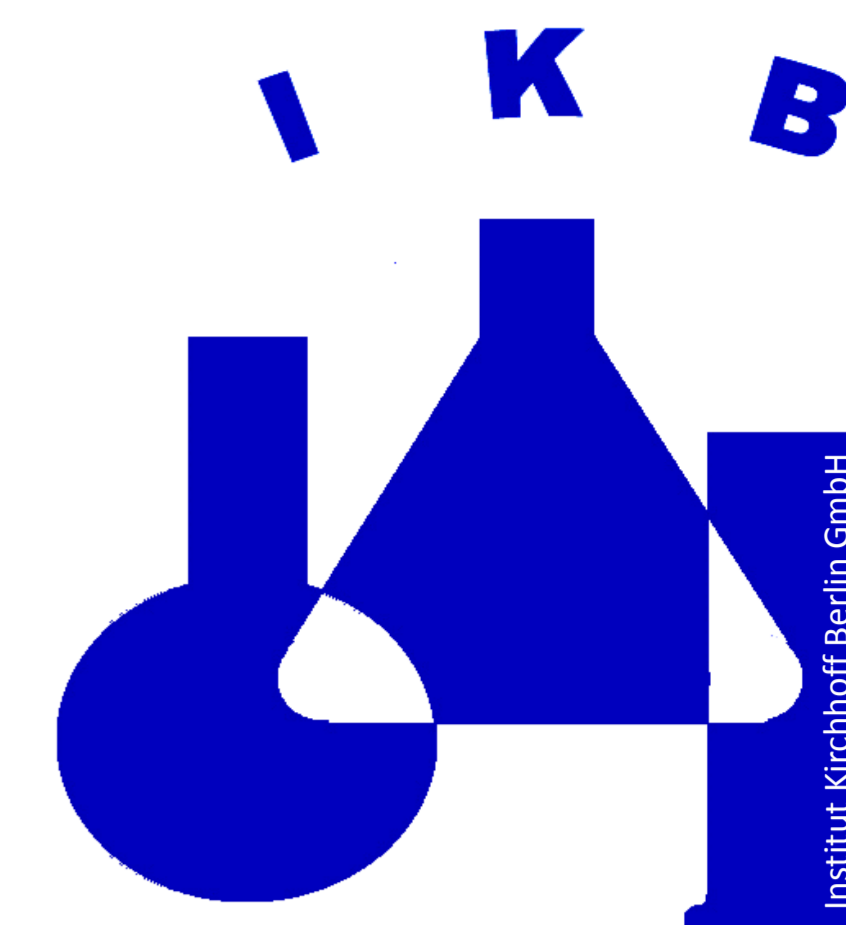


Comparison of clean-up methods (GPC, QuEChERS) for the analysis of cocoa and cocoa products on selected groups of pesticides and relevant metabolites

Rothmeier, S., Hentschel, A., Krümpel, G., Kirchhoff, E.

Institut Kirchhoff Berlin GmbH, Oudenarder Straße 16, 13347 Berlin/D



Introduction

In the context of a diploma thesis conducted at our institute, it was attempted to apply the QuEChERS approach to the fat-rich matrices, especially for cocoa products. The examined cocoa powder and cocoa products (chocolate and cocoa butter) had significant differences regarding their fat content (10% - 100%). In fat-containing products, the combination of accelerated solvent extraction (ASE) and gel permeation chromatography (GPC) is usually used to remove the fat matrix. Normally a loss of polar components (Ex. phenoxycarboxylic acids) can be observed here. Another disadvantage compared to QuEChERS is the bigger amount of time needed as well as a higher wastage of solvent. In order to remove the co-extracted fat, different dispersive SPE materials (PSA/C18, Z-Sep+ [Sigma Aldrich] or EMR-Lipid [Agilent Technologies]) were tested. With a view to check the current SANTE^[1] requirements for basic validation (recovery 70% -120%, RSDr < 20%) relevant active substances were selected from the large number of different classes of pesticides. Specifically substitute substances were selected from the pesticide classes of phenoxycarboxylic acids, neonicotinoids, sulfoximines, phenyl amides, N-methyl carbamates, tetramic acids, organophosphorous, organochlorine compounds and pyrethroids. These selected active substances (11) and their relevant metabolites (7) covered a wide range of polarity.

Method

Extraction 1/2

- weighted sample: 7,5 g
- 10 ml H₂O
- 15 ml Acetonitril (1vol% acetic acid)



Extraction 2/2

- 10 min shaking
- 6 g MgSO₄, 1,5 g NaOAc
- 10 min shaking



Clean-up

- dispersive SPE (PSA/C18, Z-Sep+, EMR-Lipid)

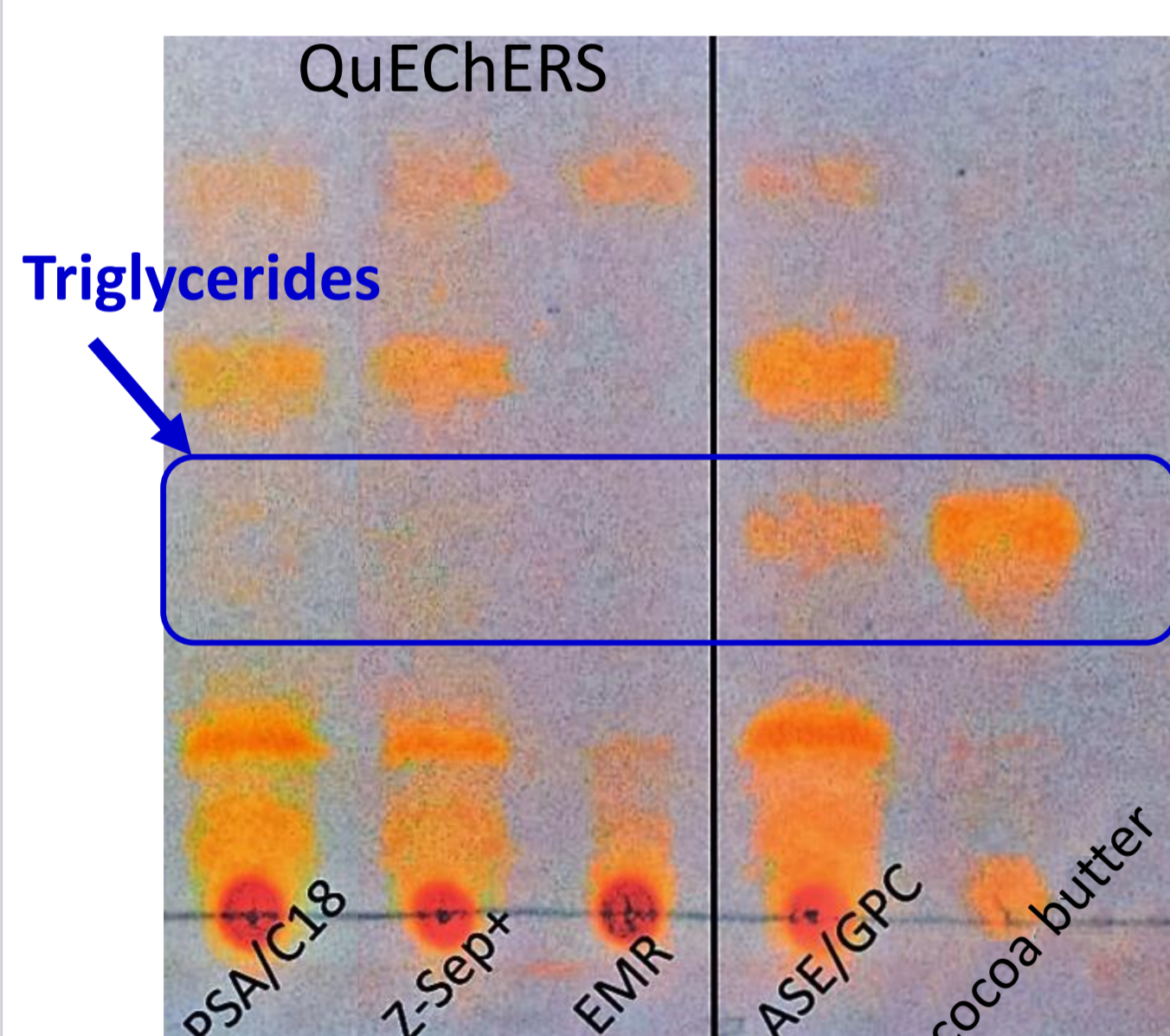


Quantification system

- GC-MS/MS
- LC-MS/MS

Results

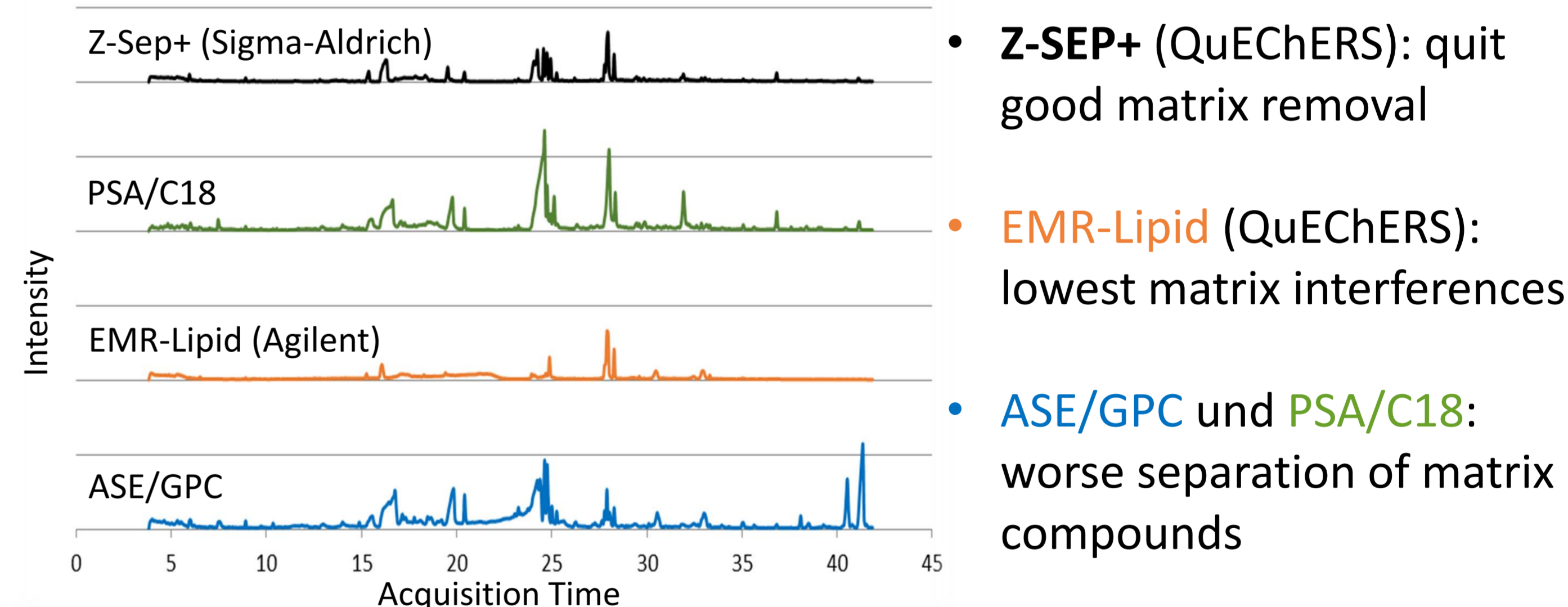
Thin-layer chromatography



- **Reference:** diluted cocoa butter (4 µg/ml) and "ASE/GPC-method"
- **All dispersive SPE materials:** good fat separation
- **EMR-Lipid:** best fat and fat-soluble-substances separation

Fig. 1 Thin-layer chromatography of cocoa powder: Extraction with QuEChERS followed by Clean-up with PSA/C18, Z-Sep+ and EMR-Lipid, for reference: „ASE/GPC-method“ and diluted cocoa butter

GC/MS-Full-Scan-TIC



- **Z-SEP+ (QuEChERS):** quit good matrix removal
- **EMR-Lipid (QuEChERS):** lowest matrix interferences
- **ASE/GPC und PSA/C18:** worse separation of matrix compounds

Fig. 2 GC/MS-full-scan-TIC of unspiked cocoa powder: "ASE/GPC-method" and QuEChERS followed by Clean-up with PSA/C18, Z-Sep+ and EMR-Lipid

Quantification results

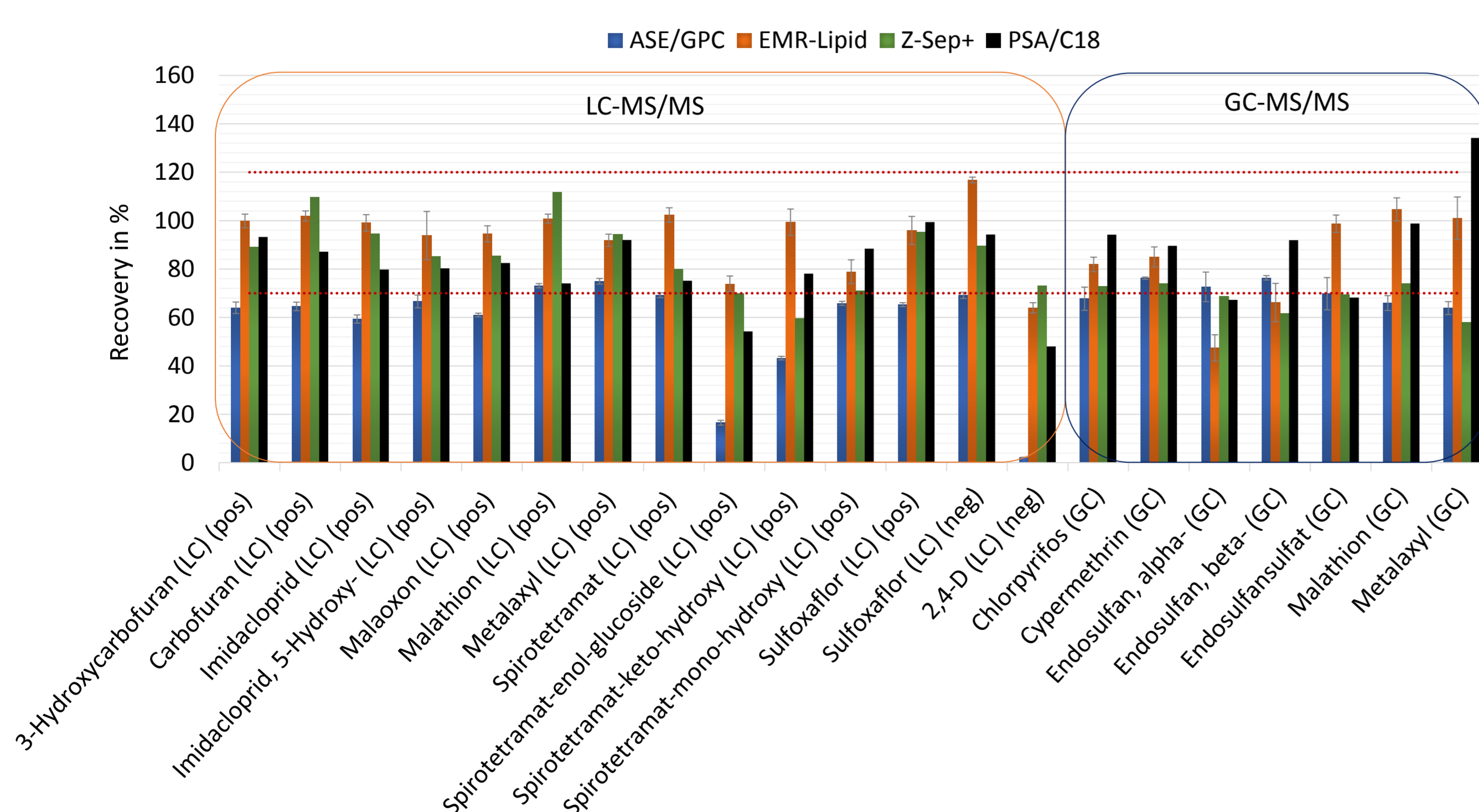


Fig. 3 Quantification results of spiked (0,1 mg/kg) cocoa powder: "ASE/GPC-method" and Extraction with QuEChERS followed by Clean-up with EMR-Lipid, Z-Sep+ and PSA/C18.

Conclusion / Outlook

During the extraction and clean-up by ASE / GPC, as expected, partially insufficient recoveries have been achieved for polar components (Ex. 2,4-D and Spirotetramat-enol-glycoside). In contrast QuEChERS followed by Clean-up with dSPEs, all dispersive SPE materials (PSA/C18, Z-SEP+ and EMR-Lipid) showed acceptable recoveries over the entire area, hereby the material EMR-Lipid had the best fat, fat-soluble-substances and matrix separation (GC/MS-TIC).

Currently the basic validation is performed of all multi methods active substances (including the metabolites) and in particular the compounds mentioned in the ICCO guide^[2].